





Department: Department of Trade and Industry (DTI)  
 Agency: Technical Education and Skills Development Authority  
 Operating Unit: Central Office  
 Organization Code (UACS): 22 009 0100000

Particulars	UACS CODE	Total Programs	Tax Fees Advice (TFA)	Net Program	Full Year Requirement												Total				
					QUARTER 1			QUARTER 2			QUARTER 3			QUARTER 4							
					Jan	Feb	March	Sub Total	April	May	June	Sub Total	July	Aug	Sept	Sub Total		Oct	Nov	Dec	Sub Total
1	2	3	4	5	6	7	8	9=6+7+8	10	11	12	13=10+11+12	14	15	16	17=14+15+16	18	19	20	21=18+19+20	22
TOTAL MCA PROGRAM		11,867,208	620,257	11,236,951	251,328	529,065	344,475	1,124,868	2,311,965	2,154,539	1,321,345	5,787,839	538,853	516,613	369,715	1,427,181	1,668,011	637,948	327,104	2,917,063	11,266,991
PS		423,197	32,855	390,342	24,173	20,338	23,446	67,957	49,722	34,237	20,331	104,290	47,029	32,518	21,144	100,691	47,981	49,057	20,366	117,404	390,342
MCOE		10,650,160	548,209	10,101,951	227,155	508,727	321,029	1,056,911	2,261,513	2,109,593	1,290,295	5,661,391	491,824	486,095	348,571	1,326,490	1,197,530	588,891	300,738	2,067,159	10,121,191
FINEX		0	0	0	0	0	0	0	0	0	0	0	0	0	0	0	0	0	0	0	0
CO		783,851	39,193	744,658	0	0	0	0	10,720	10,719	10,719	32,158	30,584	29,412	19,502	78,298	104,430	33,930	18,928	157,288	620,257
IV. TAX REMITTANCE ADVICE		0	620,257	620,257	14,058	29,702	19,827	63,687	129,988	120,793	70,243	320,984	30,584	29,412	19,502	78,298	104,430	33,930	18,928	157,288	620,257
PS		0	32,855	32,855	2,102	1,799	1,767	5,638	4,051	2,977	1,788	8,786	4,699	2,828	996	8,483	3,902	2,935	3,101	9,938	32,855
MCOE		0	548,209	548,209	11,956	27,933	18,160	58,049	125,343	117,241	67,911	310,495	25,885	25,584	18,346	69,815	63,028	30,995	15,827	109,650	548,209
CO		0	39,193	39,193	0	0	0	0	584	585	584	1,693	0	0	0	0	37,500	0	0	37,500	39,193
V. TOTAL DISBURSEMENT PROGRAM		11,867,208	620,257	11,236,951	256,386	558,767	364,402	1,188,655	2,441,913	2,275,322	1,391,588	6,108,823	589,437	547,025	389,017	1,505,479	2,062,441	671,878	340,032	3,074,951	11,877,208
PS		423,197	32,855	390,342	28,275	22,107	25,213	73,695	53,773	37,214	22,999	113,086	51,728	35,346	22,100	109,174	51,883	51,992	23,467	127,242	423,197
MCOE		10,650,160	548,209	10,101,951	239,111	538,680	339,189	1,114,960	2,376,856	2,228,824	1,358,266	5,961,896	517,709	511,679	366,917	1,396,305	1,260,558	619,896	316,565	2,197,009	10,670,160
FINEX		0	0	0	0	0	0	0	0	0	0	0	0	0	0	0	0	0	0	0	0
CO		783,851	39,193	744,658	0	0	0	0	11,284	11,294	11,293	33,851	30,584	29,412	19,502	78,298	104,430	33,930	18,928	157,288	620,257


Prepared By / Certified Correct: 

SHARDON S. ESTIGOY  
 Chief, Budget Division  
 Date: 

In coordination with / Certified Correct: 

GARIEL M. SAUBON  
 OIC-Accountant  
 Date: 

Recommending Approval: 

CARIZA D. DAGUIMA  
 Director-in-Charge, FMS  
 Date: 

Approved By: 

SEC. ISIDRO S. LAPENA, Ph.D., CSEE  
 Director-General  
 Date: 